

# BY

BRADINGTON-YOUNG



BRADINGTON-YOUNG  
THE INSIDE SCOOP

---

2022

Bradington-Young’s corporate mission is to build a “World Class” consumer products company distinguished by the integrity of our products, presentation, value, service and people. We will emphasize the use of our combined resources for the benefit of our customers, our associates, our vendors, our owners, and be a contributor to the communities, state and nation in which we live and work.

02  
ABOUT US

03  
CONSTRUCTION

06  
MANUFACTURER’S  
WARRANTY

09  
COLLECTIONS  
10 :: Plaza Midwood  
14 :: Luxe For Living  
18 :: Luxury Motion  
22 :: Decorative Ottomans  
25 :: Luxury Accents &  
Customization  
29 :: Home Office  
By Design

31  
SPECIAL PROGRAMS

- Married Cover
- BYX
- Sensible Seating

32  
RECLINER TYPES

34  
LEATHER EDUCATION

- General Info
- Natural Characteristics
- Leather Types
- Leather Care
- Leather Placement
- Leather Terms
- Managing Expectations  
after purchase

44  
PERFORMANCE FABRIC


45  
OPTIONS

- Finishes
- Nails
- Seat Cushions

47  
SALES AIDS

what is offered and how to  
qualify

49  
HOW TO WRITE  
AN ORDER



## About Us

In the spirit of American entrepreneurship, Bradington-Young was founded over 40 years ago in the small town of Cherryville, North Carolina, surrounded by the foothills of the Great Smoky Mountains.

A group of enterprising young entrepreneurs led by Charles S. Young Jr. purchased a shuttered textile plant in 1978 and began a new business adventure with one simple philosophy: “Build high quality products for a fair price.” A humble beginning, combined with a burning desire to be the very best, molded Bradington-Young into the premier leather furniture specialist it is today.

Now headquartered in Hickory, N.C., Bradington-Young employs over 200 quality craftsmen and women dedicated to our mission of contributing to the communities, nation and world in which we live. Our main plant and corporate offices comprise over 175,000 square feet in Hickory, while our cover plant remains in Cherryville.

Each style begins with a simple sketch. Our frames are then engineered using multi-ply,

laminated hardwood components that are precision machined for an exact fit to provide a lifetime of structural integrity. Our stationary offerings feature genuine eight-way hand tied custom coil construction that is the industry benchmark for comfort and lasting quality. Motion styles utilize rigid bar spring units that simulate the eight-way hand tied process in conjunction with premium U.S. made mechanisms for a deeply luxurious ride and years of worry-free durability. Our extensive assortment of both motion and stationary products, all available in a wide variety of fabrics and leathers as well as finish and nail options, is sure to have something to please even the most discriminating furniture shopper. Comfort has found a home at Bradington-Young.

## Construction Story

Inside and Out

### FRAME

Multi-ply, 7/8” engineered laminated hardwood frames are precision machined for an exact fit. Mortise and Tenon joints are reinforced with cross-banding to create frames with superior dimensional stability.

### SEAT DECK

Motion styles utilize a rigid bar spring unit that evenly distributes the weight load offering unparalleled seating comfort for our reclining chairs. Stationary styles employ double-cone coil springs that are eight-way hand tied and then secured to polypropylene webbing that is reinforced with steel banded grids for additional support.

### SEAT CUSHIONS

Standard seat cushioning is style specific and consists of one of three offerings:

### HR Foam

A high resilient (HR) polyurethane core cut to boxing size and wrapped in a layer of polyester fiber. The fiber-wrapped core is then topped with a channeled envelope generously filled with virgin polyester fibers encased in a down-proof muslin ticking providing a slow release of air for the occupant.



### Premier Down

These cushions are constructed from a two-tier foam foundation. The bottom layer is firm for lasting support and the top layer is soft for sink-in comfort. The cushions are then wrapped in a down proof ticking filled with a generous blend of down, feathers and fibers. This cushion is designed to relax and “puddle” for a luxurious, lived-in look that complements our more casually styled offerings.



*continued >>*





*Spring Down*

Cushions consist of a 4 ½” MARSHALL coil unit encased in premium foam. The cushion is then wrapped with a low-melt fiber on top and bottom. The Spring Down cushion is then surrounded by a down-proof ticking filled with a luxurious blend of down, feathers and fibers. This cushion is designed to provide superior comfort combined with great resiliency.



**BACK AND HEAD PILLOWS**

Filled with 100% virgin polyester fibers enclosed in a special ticking designed to provide pillow-soft comfort.

**RECLINING MECHANISMS**

Heavy gauge, high tensile strength steel is used to create mechanisms that provide years of trouble-free operation. Our mechanisms are secured to the frames using a welded steel chassis

assembly for superior strength and stability. All reclining styles are also available with a motorized (power) option. Standard Power on these styles will use a Power Button (PB). Battery Pack option for all Power Recliner Mechanisms uses a Power Battery Pack Button (BB). All Wall-Hugger styles (7000 Series), have an inside release, located between the seat deck and the inside arm or outside release option. These recliners can also be upgraded to power recline.

**INTERIOR FILLING**

Pattern cut urethane foam is padded with polyester fibers for increased comfort, loft, resilience and shape retention.

**OUTSIDE PADDING**

For quality tailoring and durability, the outsides of our offerings are padded with strong bonded fibers.

*continued >>*



**STANDARD MATTRESS - Sectional Seating By Design**

The manufacturer’s standard mattress (-79) is a queen size (60” X 72”) featuring 6-inch innerspring coils, 13 across and 10 length-wise, for a total of 130 coils. The mattress is 5½” thick and features the finest materials available in the furniture industry today. See individual styles for pricing.

**AIR DREAM MATTRESS - Sectional Seating By Design**




The manufacturer’s air dream ultra-mattress (-69) is a queen size (60” x 72”) featuring a 6” Air bladder and a total of 276 coils. The mattress is 10” fully inflated, 5” deflated and features the finest materials offered in the

furniture industry today.  
**QUEEN SLEEPER - Luxe for Living** (pictured above)

US-made mechanism, 2-piece mattress - memory foam with cooling gel topper, 80” length, 2 over 2 with loose Spring Down seat cushions (seat cushions serve as the bottom end of sleeper area).

**FIRE RETARDANCE**

We are following the studied recommendations of the TB117-2013 in engineering our materials so that we can reduce the possible ignition of a burning cigarette. Care needs to be exerted by all in order to prevent needless fires.



# Manufacturer's Warranty

## RECLINING MECHANISM & SPRINGS

Bradington-Young warrants to you, the original retail purchaser, protection against defective materials or workmanship for a period of five (5) years from the original date of purchase, based on reasonable use. Bradington-Young will, at its discretion, repair or replace the part of the mechanism that is defective. After the first year of use, the mechanism warranty covers replacement parts only and does not cover any associated labor or shipping costs.

## FRAME PARTS

Bradington-Young warrants to you, the original retail purchaser, protection against materials or workmanship for the useful life of the product, as long as it remains upholstered in the original covering and is used under normal conditions.

Bradington-Young will, at its discretion, repair or replace the part that is defective. After the first year of use, the frame warranty covers replacement parts only and does not cover any associated labor or shipping costs.

## FILLING MATERIALS

Bradington-Young warrants to you, the original retail purchaser, protection against defective materials or workmanship of the inside back filler, padding and other filling materials for a period of one (1) year from the date of original retail purchase. Compression of filling materials with use is normal and should not be considered loss of resiliency.

## CUSHION CORES

Bradington-Young warrants to you, the original

*continued >>*

retail purchaser, protection against abnormal loss of resiliency for the useful life of the product, as long as it remains upholstered in the original covering and is used under normal conditions. Some softening and flattening of the foam core and fiber/feather wraps should be expected and will not be considered defective. After the first year of use, the cushion core warranty covers replacement cores only and does not cover any associated labor or shipping costs.

## POWER RECLINE

Bradington-Young warrants to you, the original retail purchaser, protection against a defective power recline mechanism for a period of (3) years from the date of original retail purchase. Bradington-Young will, at its discretion, repair or replace the part of the mechanism that is defective. After the first year of use, the mechanism warranty only covers replacement parts and does not cover any associated labor or shipping costs. Please understand that Bradington-Young will invoice you for the new parts but will be glad to credit you for the old parts if returned within 30 days.

## BATTERY PACK (Power Recline Option)

Bradington-Young warrants to you, the original retail purchaser, protection against a defective battery pack associated with the power recliner option for a period of one (1) year from the original date of purchase. The battery pack warranty only covers replacement parts and does not cover any associated labor or shipping costs. Battery pack cycle will vary based on use and the use of the USB for devices. Battery packs recharge in 8 hours and can retro-fit to past motors and control boxes (cable needed). More battery pack information can be found on our website, [www.bradington-young.com](http://www.bradington-young.com).

## CLAIMS

To make a claim under this Warranty, contact the dealer from whom the product was purchased with your dated proof of purchase. If the dealer finds return to the factory to be necessary, repair or replacement of defective parts will be made through the dealer during the first year at no cost to the customer, except for the cost of packing and shipping to and from the factory. After the first year of purchase, the above

*continued >>*

warranty covers REPLACEMENT PARTS ONLY and does not cover labor or shipping costs of parts. After the first three years, the mechanism must be returned to Bradington-Young in order to take advantage of the Warranty.

WARRANTY LIMITATIONS

This warranty does NOT include:

- The wearing quality, durability, and color fastness of FABRICS OR LEATHERS.
- Any condition resulting from incorrect or inadequate maintenance, cleaning or care.
- Any condition resulting from other than ordinary residential wear, or from any use for which the product was not designed.
- Bradington-Young is NOT responsible for fading or discoloration of leather due to sunlight (direct or indirect) or body oils.
- Bradington-Young is NOT responsible for pickup and delivery charges for local repairs or inspections under the above warranty.
- Any condition resulting from the use of an aftermarket cleaning/conditioning product.

Bradington-Young’s obligation under this Warranty is limited to repair or replacement in accordance with the terms of this warranty. There are no warranties, either expressed or implied, offered by Bradington-Young other than those herein described. Coverage under

this Warranty does not include incidental or consequential damages other than the coverage described above. Some states do not allow limitation on how long an implied warranty lasts or the exclusion or limitation of incidental or consequential damages, so the above limitations or exclusions may not apply to you. This warranty gives you specific legal rights, and you may also have other rights, which vary from state to state. Any questions concerning the product or this Warranty should be addressed to Bradington-Young, Attn: Director of Customer Service; 4040 10th Ave DR SW, Hickory, NC 28603.

To avoid problems, written authorization from the factory is needed before the return of merchandise for any reason. All inquiries should be sent to the following address:

**Bradington-Young, Attention: Parts & Service, 4040 10th Ave DR SW, Hickory, NC 28603. Phone: 276-656-3322 and Fax: 1-800-388-2289 or email us at:**

**by@hookerfurniture.com.** Authorization for local repairs of goods manufactured by Bradington-Young must be obtained from the Bradington-Young Parts & Service department, prior to repairs.

COLLECTIONS

*Plaza Midwood  
Luxe for Living  
Luxury Motion  
Decorative Ottomans  
Luxury Accents &  
Customization  
Home Office by Design*





# Plaza Midwood

With an increased emphasis on individuality and modern design and offering more than 250 skus, the collection – called Plaza Midwood – features moderately scaled items and customizable pieces, making it the perfect solution for all generations of luxury furniture buyers. Designed to better serve consumers who live in loft-style spaces or homes with open concept floorplans, Plaza Midwood offers smaller, yet functional items, including sectional pieces, multiple sofa options and companion loveseats, chairs, recliners and swivel chairs. Two depth options are available, the 700 series as the standard depth option and the 800 series as the deeper option.





**MADISON**  
770 - 37 1/2D, 22SD  
870 - 41 1/2D, 26SD  
Transitional roll arm  
*Nailhead trim not available*



**MELVILLE**  
771 - 37 1/2D, 22SD  
871 - 41 1/2D, 26SD  
Modern track arm  
*Nailhead trim not available*



**MARLEIGH**  
772 - 37 1/2D, 22SD  
872 - 41 1/2D, 26SD  
Modern flared arm  
*Nailhead trim not available*



**MANNING**  
773 - 37 1/2D, 22SD  
873 - 41 1/2D, 26SD  
Modern shaped arm  
*Standard with nailhead trim  
No nail option is available*



**MALLORY**  
774 - 37 1/2D, 22SD  
874 - 41 1/2D, 26SD  
Transitional key arm  
*Standard with nailhead trim  
No nail option is available*

**SELECT YOUR LEATHER OR FABRIC**



Choose from over 150 premium leather options or 250 performance fabrics

**SELECT YOUR NAILHEADS**



Antique



French Natural



Gunmetal



Natural



Nickel



Old Gold



Pewter

**SELECT YOUR LEG**



Tapered



Cone

**SELECT YOUR FINISH**



American Honey



Casablanca



Cobblestone



Dockside



Espresso



Mahogany



New Classiques



Plantation



Satin Black

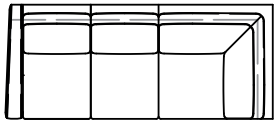


Stone

	Arm Style	Sku Number	Cover Number	Nailhead	Leg Style	Finish
Example:	Manning	773-95	923300-88	Gunmetal	Tapered	Stone
ITEM 1.						
ITEM 2.						
ITEM 3.						
Dealer:						
Street Address:						
City:	State:		Zip:			
Contact Name:	Phone:					

SECTIONAL MODELS

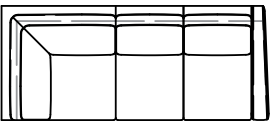
Bradington Young  
creates luxury leather  
products using premium  
quality cushions and  
carefully selected  
top grain leather  
options providing  
an exceptionally  
comfortable look and  
feel.



**LAF Corner Return Sofa  
8-Way Tie**

770-93: 89W x 37 1/2D x 36H  
771-93: 88W x 37 1/2D x 36H  
772-93: 90W x 37 1/2D x 36H  
773-93: 88 1/2W x 37 1/2D x 36H  
774-93: 90W x 37 1/2D x 36H

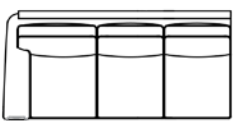
870-93: 93W x 41 1/2D x 36H  
871-93: 92W x 41 1/2D x 36H  
872-93: 94W x 41 1/2D x 36H  
873-94: 92 1/2W x 41 1/2D x 36H  
874-93: 94W x 41 1/2D x 36H  
Seat Width: 68 (770), 72 (870)



**RAF Corner Return Sofa  
8-Way Tie**

770-94: 89W x 37 1/2D x 36H  
771-94: 88W x 37 1/2D x 36H  
772-94: 90W x 37 1/2D x 36H  
773-94: 88 1/2W x 37 1/2D x 36H  
774-94: 90W x 37 1/2D x 36H

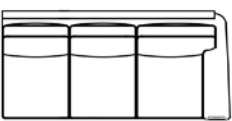
870-94: 93W x 41 1/2D x 36H  
871-94: 92W x 41 1/2D x 36H  
872-94: 94W x 41 1/2D x 36H  
873-94: 92 1/2W x 41 1/2D x 36H  
874-94: 94W x 41 1/2D x 36H  
Seat Width: 68 (770), 72 (870)



**LAF Stationary Sofa  
8-Way Tie**

770-83: 74 1/2W x 37 1/2D x 36H  
771-83: 73 1/2W x 37 1/2D x 36H  
772-83: 75 1/2W x 37 1/2D x 36H  
773-83: 74W x 37 1/2D x 36H  
774-83: 75 1/2W x 37 1/2D x 36H

870-83: 74 1/2W x 41 1/2D x 36H  
871-83: 73 1/2W x 41 1/2D x 36H  
872-83: 75 1/2W x 41 1/2D x 36H  
873-83: 74W x 41 1/2D x 36H  
874-83: 75 1/2W x 41 1/2D x 36H  
Seat Width: 69



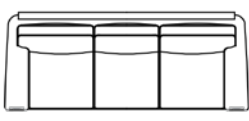
**RAF Stationary Sofa  
8-Way Tie**

770-84: 74 1/2W x 37 1/2D x 36H  
771-84: 73 1/2W x 37 1/2D x 36H  
772-84: 75 1/2W x 37 1/2D x 36H  
773-84: 74W x 37 1/2D x 36H  
774-84: 75 1/2W x 37 1/2D x 36H

870-84: 74 1/2W x 41 1/2D x 36H  
871-84: 73 1/2W x 41 1/2D x 36H  
872-84: 75 1/2W x 41 1/2D x 36H  
873-84: 74W x 41 1/2D x 36H  
874-84: 75 1/2W x 41 1/2D x 36H  
Seat Width: 69

STAND ALONE MODELS

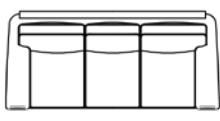
Bradington Young  
creates luxury leather  
products using premium  
quality cushions and  
carefully selected  
top grain leather  
options providing  
an exceptionally  
comfortable look and  
feel.



**Stationary Sofa  
8-Way Tie**

770-95: 86W x 37 1/2D x 36H  
771-95: 84W x 37 1/2D x 36H  
772-95: 88W x 37 1/2D x 36H  
773-95: 85W x 37 1/2D x 36H  
774-95: 88W x 37 1/2D x 36H

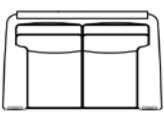
870-95: 86W x 41 1/2D x 36H  
871-95: 84W x 41 1/2D x 36H  
872-95: 88W x 41 1/2D x 36H  
873-95: 85W x 41 1/2D x 36H  
874-95: 88W x 41 1/2D x 36H  
Seat Width: 75



**Studio Stationary Sofa  
8-Way Tie**

770-86: 80W x 37 1/2D x 36H  
771-86: 78W x 37 1/2D x 36H  
772-86: 82W x 37 1/2D x 36H  
773-86: 79W x 37 1/2D x 36H  
774-86: 82W x 37 1/2D x 36H

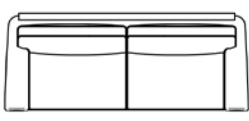
870-86: 80W x 41 1/2D x 36H  
871-86: 78W x 41 1/2D x 36H  
872-86: 82W x 41 1/2D x 36H  
873-86: 79W x 41 1/2D x 36H  
874-86: 82W x 41 1/2D x 36H  
Seat Width: 69



**Stationary Loveseat  
8-Way Tie**

770-75: 57W x 37 1/2D x 36H  
771-75: 55W x 37 1/2D x 36H  
772-75: 59W x 37 1/2D x 36H  
773-75: 56W x 37 1/2D x 36H  
774-75: 59W x 37 1/2D x 36H

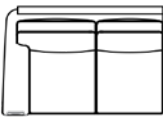
870-75: 57W x 41 1/2D x 36H  
871-75: 55W x 41 1/2D x 36H  
872-75: 59W x 41 1/2D x 36H  
873-75: 56W x 41 1/2D x 36H  
874-75: 59W x 41 1/2D x 36H  
Seat Width: 46



**2 Over 2 Stationary Sofa  
8-Way Tie**

770-97: 86W x 37 1/2D x 36H  
771-97: 84W x 37 1/2D x 36H  
772-97: 88W x 37 1/2D x 36H  
773-97: 85W x 37 1/2D x 36H  
774-97: 88W x 37 1/2D x 36H

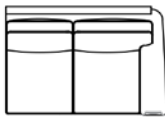
870-97: 86W x 41 1/2D x 36H  
871-97: 84W x 41 1/2D x 36H  
872-97: 88W x 41 1/2D x 36H  
873-97: 85W x 41 1/2D x 36H  
874-97: 88W x 41 1/2D x 36H  
Seat Width: 75



**LAF Stationary  
Loveseat 8-Way Tie**

770-57: 51 1/2W x 37 1/2D x 36H  
771-57: 50 1/2W x 37 1/2D x 36H  
772-57: 52 1/2W x 37 1/2D x 36H  
773-57: 51W x 37 1/2D x 36H  
774-57: 52 1/2W x 37 1/2D x 36H

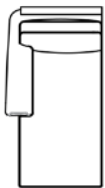
870-57: 51 1/2W x 41 1/2D x 36H  
871-57: 50 1/2W x 41 1/2D x 36H  
872-57: 52 1/2W x 41 1/2D x 36H  
873-57: 51W x 41 1/2D x 36H  
874-57: 52 1/2W x 41 1/2D x 36H  
Seat Width: 46



**RAF Stationary  
Loveseat 8-Way Tie**

770-58: 51 1/2W x 37 1/2D x 36H  
771-58: 50 1/2W x 37 1/2D x 36H  
772-58: 52 1/2W x 37 1/2D x 36H  
773-58: 51W x 37 1/2D x 36H  
774-58: 52 1/2W x 37 1/2D x 36H

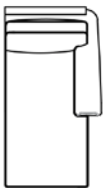
870-58: 51 1/2W x 41 1/2D x 36H  
871-58: 50 1/2W x 41 1/2D x 36H  
872-58: 52 1/2W x 41 1/2D x 36H  
873-58: 51W x 41 1/2D x 36H  
874-58: 52 1/2W x 41 1/2D x 36H  
Seat Width: 46



**LAF Stationary Chaise  
8-Way Hand Tie**

770-41: 28 1/2W x 65D x 36H  
771-41: 27 1/2W x 65D x 36H  
772-41: 29 1/2W x 65D x 36H  
773-41: 28W x 65D x 36H  
774-41: 29 1/2W x 65D x 36H

870-41: 28 1/2W x 69D x 36H  
871-41: 27 1/2W x 69D x 36H  
872-41: 29 1/2W x 69D x 36H  
873-41: 28W x 69D x 36H  
874-41: 29 1/2W x 69D x 36H  
Seat Width: 23



**RAF Stationary Chaise  
8-Way Hand Tie**

770-42: 28 1/2W x 37 1/2D x 36H  
771-42: 27 1/2W x 37 1/2D x 36H  
772-42: 29 1/2W x 37 1/2D x 36H  
773-42: 28W x 37 1/2D x 36H  
774-42: 29 1/2W x 37 1/2D x 36H

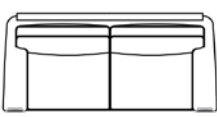
870-42: 28 1/2W x 41 1/2D x 36H  
871-42: 27 1/2W x 41 1/2D x 36H  
872-42: 29 1/2W x 41 1/2D x 36H  
873-42: 28W x 41 1/2D x 36H  
874-42: 29 1/2W x 41 1/2D x 36H  
Seat Width: 23



**Armless Stationary  
Loveseat 8-Way Tie**

770-78: 46W x 37 1/2D x 36H  
771-78: 46W x 37 1/2D x 36H  
772-78: 46W x 37 1/2D x 36H  
773-78: 46W x 37 1/2D x 36H  
774-78: 46W x 37 1/2D x 36H

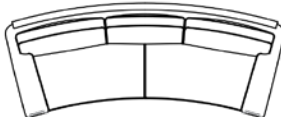
870-78: 46W x 41 1/2D x 36H  
871-78: 46W x 41 1/2D x 36H  
872-78: 46W x 41 1/2D x 36H  
873-78: 46W x 41 1/2D x 36H  
874-78: 46W x 41 1/2D x 36H  
Seat Width: 46



**Studio 2 Over 2  
Stationary Sofa  
8-Way Tie**

770-87: 80W x 37 1/2D x 36H  
771-87: 78W x 37 1/2D x 36H  
772-87: 82W x 37 1/2D x 36H  
773-87: 79W x 37 1/2D x 36H  
774-87: 82W x 37 1/2D x 36H

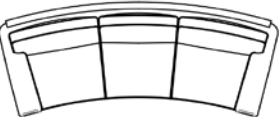
870-87: 80W x 41 1/2D x 36H  
871-87: 78W x 41 1/2D x 36H  
872-87: 82W x 41 1/2D x 36H  
873-87: 79W x 41 1/2D x 36H  
874-87: 82W x 41 1/2D x 36H  
Seat Width: 69



**3 Over 2 Curved  
Conversation Sofa  
8-Way Tie**

770-98: 100W x 46D x 36H  
771-98: 100 1/2W x 46D x 36H  
772-98: 99W x 46D x 36H  
773-98: 99W x 46D x 36H  
774-98: 100W x 46D x 36H

870-98: 100W x 50D x 36H  
871-98: 100 1/2W x 50D x 36H  
872-98: 99W x 50D x 36H  
873-98: 99W x 50D x 36H  
874-98: 100W x 50D x 36H  
Seat Width: 67-82 (770), 67-83 (870)



**3 Over 3 Curved  
Conversation Sofa  
8-Way Tie**

770-99: 100W x 46D x 36H  
771-99: 100 1/2W x 46D x 36H  
772-99: 99W x 46D x 36H  
773-99: 99W x 46D x 36H  
774-99: 100W x 46D x 36H

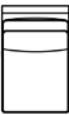
870-99: 100W x 50D x 36H  
871-99: 100 1/2W x 50D x 36H  
872-99: 99W x 50D x 36H  
873-99: 99W x 50D x 36H  
874-99: 100W x 50D x 36H  
Seat Width: 67-82 (770), 67-83 (870)



**Stationary Chair  
8-Way Tie**

770-25: 34W x 37 1/2D x 36H  
771-25: 32W x 37 1/2D x 36H  
772-25: 36W x 37 1/2D x 36H  
773-25: 33W x 37 1/2D x 36H  
774-25: 36W x 37 1/2D x 36H

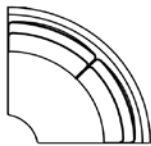
870-25: 34W x 37 1/2D x 36H  
871-25: 32W x 37 1/2D x 36H  
872-25: 36W x 37 1/2D x 36H  
873-25: 33W x 37 1/2D x 36H  
874-25: 36W x 37 1/2D x 36H  
Seat Width: 23



**Armless Stationary  
Chair 8-Way Tie**

770-38: 23W x 37 1/2D x 36H  
771-38: 23W x 37 1/2D x 36H  
772-38: 23W x 37 1/2D x 36H  
773-38: 23W x 37 1/2D x 36H  
774-38: 23W x 37 1/2D x 36H

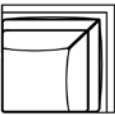
870-38: 23W x 41 1/2D x 36H  
871-38: 23W x 41 1/2D x 36H  
872-38: 23W x 41 1/2D x 36H  
873-38: 23W x 41 1/2D x 36H  
874-38: 23W x 41 1/2D x 36H  
Seat Width: 23



**Corner Wedge 8-Way Tie**

770-68: 47W x 37 1/2D x 36H  
771-68: 47W x 37 1/2D x 36H  
772-68: 47W x 37 1/2D x 36H  
773-68: 47W x 37 1/2D x 36H  
774-68: 47W x 37 1/2D x 36H  
Wedge Wall Space: 47

870-68: 47W x 41 1/2D x 36H  
871-68: 47W x 41 1/2D x 36H  
872-68: 47W x 41 1/2D x 36H  
873-68: 47W x 41 1/2D x 36H  
874-68: 47W x 41 1/2D x 36H  
Wedge Wall Space: 51  
Seat Width: 15-48 (770), 15-50 (870)



**True Corner 8-Way Tie**

770-66: 37 1/2W x 37 1/2D x 36H  
771-66: 37 1/2W x 37 1/2D x 36H  
772-66: 37 1/2W x 37 1/2D x 36H  
773-66: 37 1/2W x 37 1/2D x 36H  
774-66: 37 1/2W x 37 1/2D x 36H

870-66: 41 1/2W x 41 1/2D x 36H  
871-66: 41 1/2W x 41 1/2D x 36H  
872-66: 41 1/2W x 41 1/2D x 36H  
873-66: 41 1/2W x 41 1/2D x 36H  
874-66: 41 1/2W x 41 1/2D x 36H  
Seat Width: 22 (770), 26 (870)



**Corner Ottoman**

770-CO: 32W x 32D x 20H  
771-CO: 32W x 32D x 20H  
772-CO: 32W x 32D x 20H  
773-CO: 32W x 32D x 20H  
774-CO: 32W x 32D x 20H

870-CO: 36W x 36D x 20H  
871-CO: 36W x 36D x 20H  
872-CO: 36W x 36D x 20H  
873-CO: 36W x 36D x 20H  
874-CO: 36W x 36D x 20H



**Sectional Ottoman**

770-SO: 46W x 32D x 20H  
771-SO: 46W x 32D x 20H  
772-SO: 46W x 32D x 20H  
773-SO: 46W x 32D x 20H  
774-SO: 46W x 32D x 20H

870-SO: 46W x 36D x 20H  
871-SO: 46W x 36D x 20H  
872-SO: 46W x 36D x 20H  
873-SO: 46W x 36D x 20H  
874-SO: 46W x 36D x 20H



**Ottoman**

770-OT: 26W x 19D x 17H  
771-OT: 26W x 19D x 17H  
772-OT: 26W x 19D x 17H  
773-OT: 26W x 19D x 17H  
774-OT: 27W x 19 1/2D x 17H

870-OT: 26W x 23D x 17H  
871-OT: 26W x 23D x 17H  
872-OT: 26W x 23D x 17H  
873-OT: 26W x 23D x 17H  
874-OT: 27W x 23 1/2D x 17H



**Swivel Chair  
8-Way Tie**

770-25SW: 34W x 37 1/2D x 36H  
771-25SW: 32W x 37 1/2D x 36H  
772-25SW: 36W x 37 1/2D x 36H  
773-25SW: 33W x 37 1/2D x 36H  
774-25SW: 36W x 37 1/2D x 36H

870-25SW: 34W x 41 1/2D x 36H  
871-25SW: 32W x 41 1/2D x 36H  
872-25SW: 36W x 41 1/2D x 36H  
873-25SW: 33W x 41 1/2D x 36H  
874-25SW: 36W x 41 1/2D x 36H  
Seat Width: 23



**Recliner**

3770: 31W x 40D x 41 1/2H  
3771: 30W x 40D x 41 1/2H  
3772: 32W x 40D x 41 1/2H  
3773: 31 1/2W x 40D x 41 1/2H  
3774: 32W x 40D x 41 1/2H  
Seat Width: 20 1/2



**Wallhugger or  
Swivel Recliner**

7770: 32W x 41D x 42H  
7771: 29 1/2W x 41D x 42H  
7772: 31 1/2W x 41D x 42H  
7773: 31 1/2W x 41D x 42H  
7774: 31 1/2W x 41D x 42H  
Seat Width: 21

700/800 Seat Height: 20  
700/800 Arm Height: 25  
700 Seat Depth: 22  
800 Seat Depth: 26

continued >>





# Luxe for Living

The Luxe for Living program offers more than 170 stationary and motion seating silhouettes in a variety of customization options. Marrying function with customizable style, the program includes sofas, loveseats and sectionals in a choice of stationary (8 way hand-tied) or motion, along with coordinating recliners, swivel chairs, ottomans and a queen sofa sleeper. Each is available in a choice of five arm styles, solid or two-piece backs, two leg styles, multiple finish options, optional nail head trim, welt or double-needle stitching options and choice of over 375 covers including any fabric, leather or fabric/leather combination. The innovative sleeper sofa features a ‘next gen’ power mechanism that is operated with a Bluetooth-enabled remote. The seat cushions of the sofa double as the foot of the mattress, which eliminates the need to store the cushions before the sleeper unit is opened.



## 1 SELECT YOUR ARM STYLE

<p><b>201 RAYMOND</b> Modern track arm design (Nail trim not available)</p>	<p><b>202 REECE</b> Pleated roll arm design (Standard with Nail trim, No nail option available)</p>	<p><b>203 REVELIN</b> Elegant arm design with front pleat (Standard with Nail trim, No nail option available)</p>	<p><b>204 RAIDEN</b> Transitional pad over arm with nail detail (Standard with Nail trim, No nail option available)</p>	<p><b>206 ROBINSON</b> Teardrop roll arm (Standard with nail trim, no nail option available)</p>
---	---	---	---	--

## 2 SELECT YOUR ITEMS OR SECTIONAL CONFIGURATION

<p>Motion: -97 or -90 Stationary: -95</p>	<p>Motion: -70 Stationary: -75</p>	<p>Motion: -55, -67, -56 Stationary: -57, -68, -58 Left Side: 108W Right Side: 108W 43 1/2D x 41H</p>	<p>Stationary: -41, -58 93W x 41H 72D (chaise) 43 1/2D (loveseat)</p>	<p>Motion: -55, -65, -56 Stationary: -57, -66, -58 Left Side: 102W Right Side: 102W 43 1/2D x 41H</p>	<p>Motion: -73, -37, -07, -18 Left Side: 101W Right Side: 116W 43 1/2D x 41H</p>	<p>Motion: -61, -65, -56 Left Side: 127W Right Side: 102W 43 1/2D x 41H</p>
---	--	---	---	---	--	---

Motion and Stationary available. See reverse for a complete list of SKU offerings. Due to minor height variances between our motion and stationary pieces, it is not recommended to mix these two seating foundations in the same sectional. Sectional dimensions shown are estimated, please refer to each sku's dimension for more accurate measurements.

## 3 SELECT YOUR BACK STYLE

<p><b>SOLID BACK</b></p>	<p><b>TWO PIECE BACK</b> (Add -2 to end of style #)</p>
--------------------------	---

## 4 SELECT YOUR LEATHER OR FABRIC

<p>Choose from over 150 premium leather options or 250 performance fabrics</p>
--

## 5 SELECT YOUR LEG STYLE

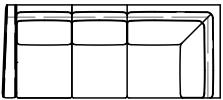
<p>Turned</p>	<p>Tapered</p>
---------------	----------------

## 6 SELECT YOUR FINISH

<p>American Honey</p>	<p>Casablanca</p>	<p>Cobblestone</p>	<p>Dockside</p>	<p>Espresso</p>	<p>Mahogany</p>	<p>New Classiques</p>	<p>Plantation</p>	<p>Satin Black</p>	<p>Stone</p>
-----------------------	-------------------	--------------------	-----------------	-----------------	-----------------	-----------------------	-------------------	--------------------	--------------

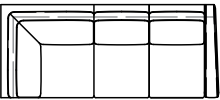
MOTION - SECTIONAL MODELS

Bradington Young creates luxury leather products using premium quality cushions and carefully selected top grain leather options providing an exceptionally comfortable look and feel.



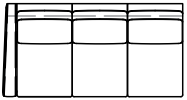
LAF Sofa Corner Return Recliner At Arm w/ Articulating Headrest

- 201-73: 98W x 43 1/2D x 41H
- 202-73: 101W x 43 1/2D x 41H
- 203-73: 98W x 43 1/2D x 41H
- 204-73: 99W x 43 1/2D x 41H
- 206-73: 101W x 43 1/2D x 41H



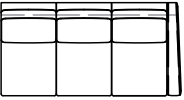
RAF Sofa Corner Return Recliner At Arm w/ Articulating Headrest

- 201-74: 98W x 43 1/2D x 41H
- 202-74: 101W x 43 1/2D x 41H
- 203-74: 98W x 43 1/2D x 41H
- 204-74: 99W x 43 1/2D x 41H
- 206-74: 101W x 43 1/2D x 41H



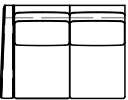
LAF Sofa Recliner At Arm w/ Articulating Headrest

- 201-61: 80 1/2W x 43 1/2D x 41H
- 202-61: 83W x 43 1/2D x 41H
- 203-61: 80 1/2W x 43 1/2D x 41H
- 204-61: 82W x 43 1/2D x 41H
- 206-61: 83 1/2W x 43 1/2D x 41H



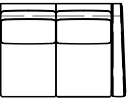
RAF Sofa Recliner At Arm w/ Articulating Headrest

- 201-62: 80 1/2W x 43 1/2D x 41H
- 202-62: 83W x 43 1/2D x 41H
- 203-62: 80 1/2W x 43 1/2D x 41H
- 204-62: 82W x 43 1/2D x 41H
- 206-62: 83 1/2W x 43 1/2D x 41H



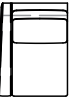
LAF Loveseat Recliner At Arm w/ Articulating Headrest

- 201-55: 55 1/2W x 43 1/2D x 41H
- 202-55: 58 1/2W x 43 1/2D x 41H
- 203-55: 55 1/2W x 43 1/2D x 41H
- 204-55: 57W x 43 1/2D x 41H
- 206-55: 58 1/2W x 43 1/2D x 41H



RAF Loveseat Recliner At Arm w/ Articulating Headrest

- 201-56: 55 1/2W x 43 1/2D x 41H
- 202-56: 58 1/2W x 43 1/2D x 41H
- 203-56: 55 1/2W x 43 1/2D x 41H
- 204-56: 57W x 43 1/2D x 41H
- 206-56: 58 1/2W x 43 1/2D x 41H




LAF Outside Arm Chair Full Recline w/ Articulating Headrest

- 201-17: 30 1/2W x 43 1/2D x 41H
- 202-17: 33 1/2W x 43 1/2D x 41H
- 203-17: 30 1/2W x 43 1/2D x 41H
- 204-17: 32W x 43 1/2D x 41H
- 206-17: 33 1/2W x 43 1/2D x 41H




RAF Outside Arm Chair Full Recline w/ Articulating Headrest

- 201-18: 30 1/2W x 43 1/2D x 41H
- 202-18: 33 1/2W x 43 1/2D x 41H
- 203-18: 30 1/2W x 43 1/2D x 41H
- 204-18: 32W x 43 1/2D x 41H
- 206-18: 33 1/2W x 43 1/2D x 41H



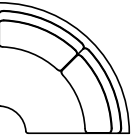
Armless Chair Full Recline w/ Articulating Headrest

- 201-33: 25W x 43 1/2D x 41H
- 202-33: 25W x 43 1/2D x 41H
- 203-33: 25W x 43 1/2D x 41H
- 204-33: 25W x 43 1/2D x 41H
- 206-33: 25W x 43 1/2D x 41H



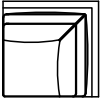
Armless Chair

- 201-37: 25W x 43 1/2D x 41H
- 202-37: 25W x 43 1/2D x 41H
- 203-37: 25W x 43 1/2D x 41H
- 204-37: 25W x 43 1/2D x 41H
- 206-37: 25W x 43 1/2D x 41H



Corner Wedge

- 201-67: 75W x 43 1/2D x 41H
  - 202-67: 75W x 43 1/2D x 41H
  - 203-67: 75W x 43 1/2D x 41H
  - 204-67: 75W x 43 1/2D x 41H
  - 206-67: 75W x 43 1/2D x 41H
- Wedge Wall Space: 49 1/2



True Corner

- 201-65: 43 1/2W x 43 1/2D x 41H
- 202-65: 43 1/2W x 43 1/2D x 41H
- 203-65: 43 1/2W x 43 1/2D x 41H
- 204-65: 43 1/2W x 43 1/2D x 41H
- 206-65: 43 1/2W x 43 1/2D x 41H



Straight Console with Back & Storage

- 201-07: 14W x 43D x 37H
- 202-07: 14W x 43D x 37H
- 203-07: 14W x 43D x 37H
- 204-07: 14W x 43D x 37H
- 206-07: 14W x 43D x 37H

= reclining position

7 SELECT YOUR NAILHEADS



Antique French Natural Gunmetal Natural



Nickel Old Gold Pewter

8 SELECT YOUR TRIM



Double-Needle



Welt



STANDARD POWER BUTTON

Using the touch-buttons located in the inside arm of your luxury motion furniture, you can easily adjust the footrest and headrest.

	1. Arm Style	2. Sku Number	3. Back Style	4. Cover Number	5. Leg Style	6. Finish	7. Nailhead	8. Trim
ITEM 1.								
ITEM 2.								
ITEM 3.								

Account # PO #

Dealer:

Street Address:

City: State: Zip:

Contact Name: Phone:

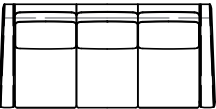
Luxe for Living

BY

BRADINGTON-YOUNG

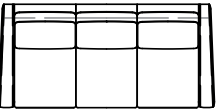
bradington-young.com

MOTION - STANDALONE ITEMS



L and R Full Recline w/ Articulating Headrest

- 201-97: 86W x 43 1/2D x 41H
- 202-97: 92W x 43 1/2D x 41H
- 203-97: 86W x 43 1/2D x 41H
- 204-97: 89W x 43 1/2D x 41H
- 206-97: 92W x 43 1/2D x 41H



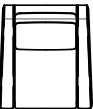
L and R Full Recline w/ Articulating Headrest

- 201-90: 86W x 43 1/2D x 41H
- 202-90: 92W x 43 1/2D x 41H
- 203-90: 86W x 43 1/2D x 41H
- 204-90: 89W x 43 1/2D x 41H
- 206-90: 92W x 43 1/2D x 41H



Loveseat L and R Full Recline w/ Articulating Headrest

- 201-70: 61W x 43 1/2D x 41H
- 202-70: 67W x 43 1/2D x 41H
- 203-70: 61W x 43 1/2D x 41H
- 204-70: 64W x 43 1/2D x 41H
- 206-70: 67W x 43 1/2D x 41H

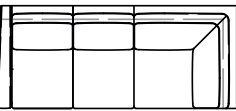


Chair Full Recline w/ Articulating Headrest

- 201-35: 36W x 43 1/2D x 41H
- 202-35: 42W x 42 1/2D x 41H
- 203-35: 36W x 45 1/3D x 41H
- 204-35: 39W x 43 1/2D x 41H
- 206-35: 42W x 43 1/2D x 41H

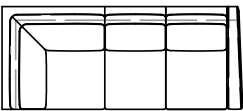
= reclining position

STATIONARY - SECTIONAL ITEMS



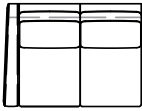
LAF Corner Return Sofa  
8-Way Tie

201-93: 98W x 43 1/2D x 41H  
202-93: 101W x 43 1/2D x 41H  
203-93: 98W x 43 1/2D x 41H  
204-93: 99W x 43 1/2D x 41H  
206-93: 101W x 43 1/2D x 41H



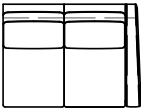
RAF Corner Return Sofa  
8-Way Tie

201-94: 98W x 43 1/2D x 41H  
202-94: 101W x 43 1/2D x 41H  
203-94: 98W x 43 1/2D x 41H  
204-94: 99W x 43 1/2D x 41H  
206-94: 101W x 43 1/2D x 41H



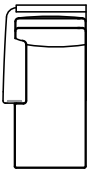
LAF Stationary Loveseat  
8-Way Tie

201-57: 55 1/2W x 43 1/2D x 41H  
202-57: 58 1/2W x 43 1/2D x 41H  
203-57: 55 1/2W x 43 1/2D x 41H  
204-57: 57W x 43 1/2D x 41H  
206-57: 58 1/2W x 43 1/2D x 41H



RAF Stationary Loveseat  
8-Way Tie

201-58: 55 1/2W x 43 1/2D x 41H  
202-58: 58 1/2W x 43 1/2D x 41H  
203-58: 55 1/2W x 43 1/2D x 41H  
204-58: 57W x 43 1/2D x 41H  
206-58: 58 1/2W x 43 1/2D x 41H



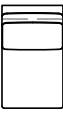
LAF Stationary Chaise  
8-Way Hand Tie

201-41: 31W x 72D x 41H  
202-41: 34 1/2W x 72D x 41H  
203-41: 31W x 72D x 41H  
204-41: 32W x 72D x 41H  
206-41: 34 1/2W x 72D x 41H



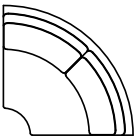
RAF Stationary Chaise  
8-Way Hand Tie

201-42: 31W x 72D x 41H  
202-42: 34 1/2W x 72D x 41H  
203-42: 31W x 72D x 41H  
204-42: 32W x 72D x 41H  
206-42: 34 1/2W x 72D x 41H



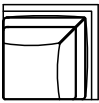
Armless Chair

201-38: 25W x 43 1/2D x 41H  
202-38: 25W x 43 1/2D x 41H  
203-38: 25W x 43 1/2D x 41H  
204-38: 25W x 43 1/2D x 41H  
206-38: 25W x 43 1/2D x 41H



Corner Wedge 8-Way Tie

201-68: 75W x 43 1/2D x 41H  
202-68: 75W x 43 1/2D x 41H  
203-68: 75W x 43 1/2D x 41H  
204-68: 75W x 43 1/2D x 41H  
206-68: 75W x 43 1/2D x 41H  
Wedge Wall Space: 49 1/2



True Corner  
8-Way Hand Tie

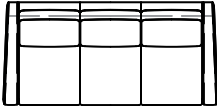
201-66: 43 1/2W x 43 1/2D x 41H  
202-66: 43 1/2W x 43 1/2D x 41H  
203-66: 43 1/2W x 43 1/2D x 41H  
204-66: 43 1/2W x 43 1/2D x 41H  
206-66: 43 1/2W x 43 1/2D x 41H



Straight Console with  
Back & Storage

201-07: 14W x 43D x 37H  
202-07: 14W x 43D x 37H  
203-07: 14W x 43D x 37H  
204-07: 14W x 43D x 37H  
206-07: 14W x 43D x 37H

STATIONARY - STANDALONE ITEMS



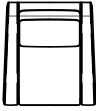
Stationary Sofa  
8-Way Tie

201-95: 86W x 43 1/2D x 41H  
202-95: 92W x 43 1/2D x 41H  
203-95: 86W x 43 1/2D x 41H  
204-95: 89W x 43 1/2D x 41H  
206-95: 92W x 43 1/2D x 41H



Stationary Loveseat  
8-Way Tie

201-75: 61W x 43 1/2D x 41H  
202-75: 67W x 43 1/2D x 41H  
203-75: 67W x 43 1/2D x 41H  
204-75: 64W x 43 1/2D x 41H  
206-75: 67W x 43 1/2D x 41H



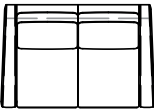
Stationary Chair  
8-Way Tie

201-25: 36W x 43 1/2D x 41H  
202-25: 42W x 43 1/2D x 41H  
203-25: 36W x 43 1/2D x 41H  
204-25: 39W x 43 1/2D x 41H  
206-25: 42W x 43 1/2D x 41




Ottoman

201-OT: 28W x 20 1/2D x 18 1/2H  
202-OT: 28W x 20 1/2D x 18 1/2H  
203-OT: 28W x 20 1/2D x 18 1/2H  
204-OT: 28W x 20 1/2D x 18 1/2H  
206-OT: 28W x 20 1/2D x 18 1/2H



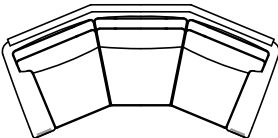
Queen Manual Sleep Sofa

201-89: 75W x 41 1/2D x 40 1/2H  
202-89: 80W x 41 1/2D x 40 1/2H  
203-89: 75W x 41 1/2D x 40 1/2H  
204-89: 77W x 41 1/2D x 40 1/2H  
206-89: 80W x 41 1/2D x 40 1/2H  
Full Sleeper Length: 87



Swivel Chair  
8-Way Tie

201-25SW: 33W x 40 1/2D x 40H  
202-25SW: 39W x 40 1/2D x 40H  
203-25SW: 33W x 40 1/2D x 40H  
204-25SW: 36W x 40 1/2D x 40H  
206-25SW: 39W x 40 1/2D x 40H



Stationary Angled Sofa  
8-Way Tie

201-99: 113W x 54 1/2D x 41H  
202-99: 113W x 54 1/2D x 41H  
203-99: 113W x 54 1/2D x 41H  
204-99: 113W x 54 1/2D x 41H  
206-99: 113W x 54 1/2D x 41H





# Luxury Motion

Luxury, defined: A state of great comfort and extravagant living. It’s the epitome of what we do at Bradington-Young. Our collection of luxury motion silhouettes provides the highest quality seating available in a wide variety of styles, premium leathers and fabrics ranging from timeless traditional to modern. Power footrests and headrests on certain styles provide exceptional comfort with sleek, tailored designs that are activated by our stylish controls to precisely – and easily – adjust your own personal comfort level.



## FULL RECLINE WITH POWER HEADREST



**960 IMAGINE SERIES**  
Transitional two-piece back style with an extended arm panel



**962 DISCOVERY SERIES**  
Traditional pub back style with a roll arm



**968 NICOLETTA SERIES**  
Transitional Track Arm with nailhead



**969 RAVEN SERIES**  
Casual pub back style with teardrop rolled arm

## FULL RECLINE



**916 NEWMAN**  
Casual pub back style with a teardrop roll arm and nailhead trim. (no nail option available)  
Toggle Switch



**920 WHITAKER**  
Traditional pub back style with a roll arm

## SELECT YOUR LEATHER OR FABRIC



Choose from over 150 premium leather options or 250 performance fabrics

## SELECT YOUR NAILHEADS



## STANDARD POWER BUTTON OPTION



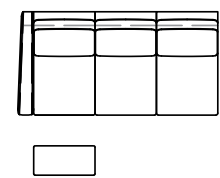
Using the touch-buttons located in the inside arm of your luxury motion furniture, you can easily adjust the footrest and headrest.

*All Power Headrest styles have choice of power buttons above. 916 & 920 Styles are only available with Toggle Switch. Battery Packs available for all power options including toggle switch.*

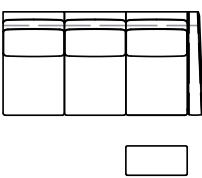
## SELECT YOUR FINISH



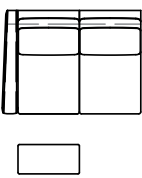
SECTIONAL MODELS



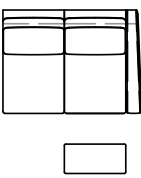
**LAF Corner Sofa at Arm w/Power Headrest**  
960-61: 79W x 41 1/2D x 42H  
962-61: 79W x 41D x 42H  
968-61: 77 1/2W x 42 1/2D x 42 1/2H  
969-61: 80 1/2W x 42 1/2D x 42 1/2H



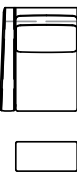
**RAF Corner Sofa at Arm w/Power Headrest**  
960-62: 79W x 41 1/2D x 42H  
962-62: 79W x 41D x 42H  
968-62: 77 1/2W x 42 1/2D x 42 1/2H  
969-62: 80 1/2W x 42 1/2D x 42 1/2H



**LAF Loveseat Recline at Arm w/Power Headrest**  
960-55: 56W x 41 1/2D x 42H  
962-55: 56W x 41D x 42H  
968-55: 54 1/2W x 41D x 40H  
969-55: 56 1/2W x 42 1/2D x 42 1/2H



**RAF Loveseat Recline at Arm w/Power Headrest**  
960-56: 56W x 41 1/2D x 42H  
962-56: 56W x 41D x 42H  
968-56: 54 1/2W x 41D x 40H  
969-56: 56 1/2W x 42 1/2D x 42 1/2H



**LAF Arm Chair Full Recline w/Power Headrest**  
960-17: 28 1/2W x 41D x 42H  
962-17: 28 1/2W x 41D x 42H  
968-17: 29 1/2W x 42 1/2D x 42 1/2H  
969-17: 32 1/2W x 42 1/2D x 42 1/2H

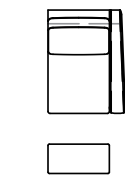
**LAF One Arm Sofa Recline at Arm**  
916-61: 79 1/2W x 41D x 40H  
920-61: 78 1/2W x 41D x 40H

**RAF One Arm Sofa Recline at Arm**  
916-62: 79 1/2W x 41D x 40H  
920-62: 78 1/2W x 41D x 40H

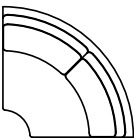
**LAF Loveseat Recline at Arm**  
916-55: 56W x 41D x 40H  
920-55: 55W x 41D x 40H

**RAF Loveseat Recline at Arm**  
916-56: 56W x 41D x 40H  
920-56: 55W x 41D x 40H

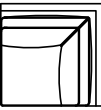
**LAF Outside Arm Full Recline**  
916-17: 32 1/2W x 41D x 40H  
920-17: 31 1/2W x 41D x 40H



**RAF Arm Chair Full Recline w/Power Headrest**  
960-18: 28 1/2W x 41D x 42H  
962-18: 28 1/2W x 41D x 42H  
968-18: 29 1/2W x 42 1/2D x 42 1/2H  
969-18: 32 1/2W x 42 1/2D x 42 1/2H



**Corner Wedge**  
960-68: 72W x 41 1/2D x 42H  
962-68: 72W x 41D x 42H  
968-68: 73W x 45D x 42 1/2H  
969-68: 72W x 42 1/2D x 42 1/2H



**True Corner**  
960-66: 41W x 41D x 42H  
962-66: 41W x 41D x 42H  
968-66: 42 1/2W x 42 1/2D x 42 1/2H  
969-66: 42 1/2W x 42 1/2D x 42 1/2H



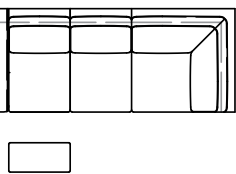
**Straight Console w/Back**  
960-09: 14W x 41D x 39H  
962-09: 14W x 41D x 39H  
968-09: 14W x 42 1/2D x 39H  
969-09: 14W x 42 1/2D x 39H



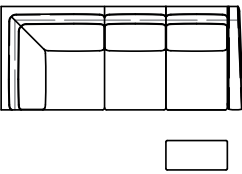
**Straight Console w/Back & Storage**  
960-07: 14W x 41D x 39H  
962-07: 14W x 41D x 39H  
968-07: 14W x 42 1/2D x 39H  
969-07: 14W x 42 1/2D x 39H



**Armless Chair Full Recline**  
960-33: 24W x 41D x 42H  
962-33: 24W x 41D x 42H  
968-33: 24W x 42 1/2D x 42 1/2H  
969-33: 24W x 42 1/2D x 42 1/2H



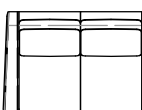
**LAF Corner Return Sofa Recline at Arm**  
916-73: 95W x 41D x 40H  
920-73: 94W x 41D x 40H



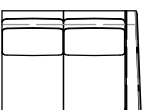
**RAF Corner Return Sofa Recline at Arm**  
916-74: 95W x 41D x 40H  
920-74: 94W x 41D x 40H



**Armless Chair**  
960-38: 24W x 41D x 42H  
962-38: 24W x 41D x 42H  
968-38: 24W x 42 1/2D x 42 1/2H  
969-38: 24W x 42 1/2D x 42 1/2H



**Stationary LAF Loveseat**  
960-57: 56W x 41 1/2D x 42H  
962-57: 56W x 41D x 42H  
968-57: 54 1/2W x 41D x 40H  
969-57: 56 1/2W x 42 1/2D x 42 1/2H



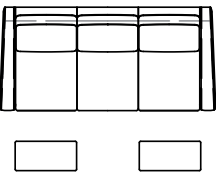
**Stationary RAF Loveseat**  
960-58: 56W x 41 1/2D x 42H  
962-58: 56W x 41D x 42H  
968-58: 54 1/2W x 41D x 40H  
969-58: 56 1/2W x 42 1/2D x 42 1/2H

**Armless Chair**  
916-38: 23 1/2W x 41D x 40H  
920-38: 23 1/2W x 41D x 40H

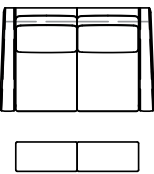
**Stationary LAF Loveseat**  
916-57: 56W x 41D x 40H  
920-57: 55W x 41D x 40H

**Stationary RAF Loveseat**  
916-58: 56W x 41D x 40H  
920-58: 55W x 41D x 40H

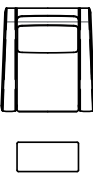
STAND ALONE MODELS



**Sofa - Recline at Both Arms w/Power Headrest**  
960-90: 86 1/2W x 41 1/2D x 42H  
962-90: 87W x 41D x 42H  
968-90: 82W x 42 1/2D x 42 1/2H  
969-90: 88W x 42 1/2D x 42 1/2H



**Loveseat - Recline at Both Arms w/Power Headrest**  
960-70: 64 1/2W x 41 1/2D x 42H  
962-70: 65W x 41D x 42H  
968-70: 59W x 42 1/2D x 42 1/2H  
969-70: 65W x 42 1/2D x 42 1/2H

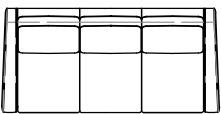


**Chair - Full Recline w/Power Headrest**  
960-35: 40W x 41 1/2D x 42H  
962-35: 40W x 41D x 42H  
968-35: 34W x 42 1/2D x 42 1/2H  
969-35: 41W x 42 1/2D x 42 1/2H

**Sofa - Full Recline at Both Arms**  
916-90: 88W x 41D x 40H  
920-90: 86W x 41D x 40H

**Loveseat - Full Recline at Both Arms**  
916-70: 67W x 41D x 40H  
920-70: 59W x 41D x 40H

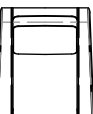
**Chair - Full Recline**  
916-35: 38W x 41D x 40H  
920-35: 36W x 41D x 40H



**Stationary Sofa**  
960-95: 86 1/2W x 41 1/2D x 42H  
962-95: 87W x 41D x 42H  
968-95: 82W x 42 1/2D x 42 1/2H  
969-95: 88W x 42 1/2D x 42 1/2H



**Stationary Loveseat**  
960-75: 64 1/2W x 41 1/2D x 42H  
962-75: 65W x 41D x 42H  
968-75: 59W x 42 1/2D x 42 1/2H  
969-75: 65W x 42 1/2D x 42 1/2H



**Stationary Chair**  
960-25: 40W x 41 1/2D x 42H  
962-25: 40W x 41D x 42H  
968-25: 34W x 42 1/2D x 42 1/2H  
969-25: 41W x 42 1/2D x 42 1/2H

**Stationary Sofa**  
916-95: 88W x 41D x 40H  
920-95: 86W x 41D x 40H

**Stationary Loveseat**  
916-75: 65W x 41D x 40H  
920-75: 64W x 41D x 40H

**Stationary Chair**  
916-25: 38W x 41D x 40H  
920-25: 36W x 41D x 40H



**Ottoman**  
960-OT: 27W x 19D x 17 1/2H  
962-OT: 27W x 19D x 17 1/2H  
968-OT: 27W x 19D x 17 1/2H  
969-OT: 27W x 19D x 17 1/2H



= reclining position

**Ottoman**  
916-OT: 27W x 19D x 18H  
920-OT: 27W x 19D x 18H





# Decorative Ottomans

They're a resting place for your feet, your magazines, the remote and anything else you can think of, even an extra seat for your guests - not to mention a splash of color and fashion in your room. Customize your "one-of-a-kind" piece and let the American crafts people at Bradington-Young build your decorative ottoman with distinctive style and uncompromising quality.



804  
SMALL,  
SMOOTH  
TOP



804-RD  
Well-Rounded Ottoman  
38W x 38D x 17 1/2H  
\*decorative button can be removed



804-REC  
Rects Ottoman  
42 1/2W x 25D x 17 1/2H



804-SQ  
Fair-N-Square Ottoman  
33W x 33D x 17H  
\*decorative button can be removed

805  
SMALL,  
TUFTED  
TOP



805-RD  
Well-Rounded Ottoman  
38W x 38D x 17 1/2H



805-REC  
Rects Ottoman  
42 1/2W x 25D x 17 1/2H



805-SQ  
Fair-N-Square Ottoman  
33W x 33D x 17 1/2H

806  
LARGE,  
SMOOTH  
TOP



806-RD  
XL Well-Rounded Ottoman  
42 1/2W x 42 1/2D x 17 1/2H  
\*decorative button can be removed



806-REC  
XL Rects Ottoman  
51 1/2W x 33 1/2D x 17 1/2H



806-SQ  
XL Fair-N-Square Ottoman  
42 1/2W x 42 1/2D x 17 1/2H  
\*decorative button can be removed

807  
LARGE,  
TUFTED  
TOP



807-RD  
XL Well-Rounded Ottoman  
42 1/2W x 42 1/2D x 17 1/2H



807-REC  
XL Rects Ottoman  
51 1/2W x 33 1/2D x 17 1/2H



807-SQ  
XL Fair-N-Square Ottoman  
42 1/2W x 42 1/2D x 17 1/2H

808  
LARGE,  
SMOOTH  
TOP



808-RECXL  
XL Rects Ottoman  
60W x 38D x 18H


809  
LARGE,  
TUFTED  
TOP



809-RECXL  
XL Rects Tufted Ottoman  
60W x 38D x 18H



SELECT YOUR LEATHER OR FABRIC



Choose from over 150 premium leather options or 250 performance fabrics

SELECT YOUR NAILHEADS



Antique      French Natural      Gunmetal      Natural



Nickel      Old Gold      Pewter

SELECT YOUR LEG



Turned



Tapered



Castor (Hidden)  
•upcharge applies


SELECT YOUR FINISH



American Honey



Casablanca



Cobblestone



Dockside



Espresso



Mahogany



New Classiques




Plantation



Satin Black



Stone



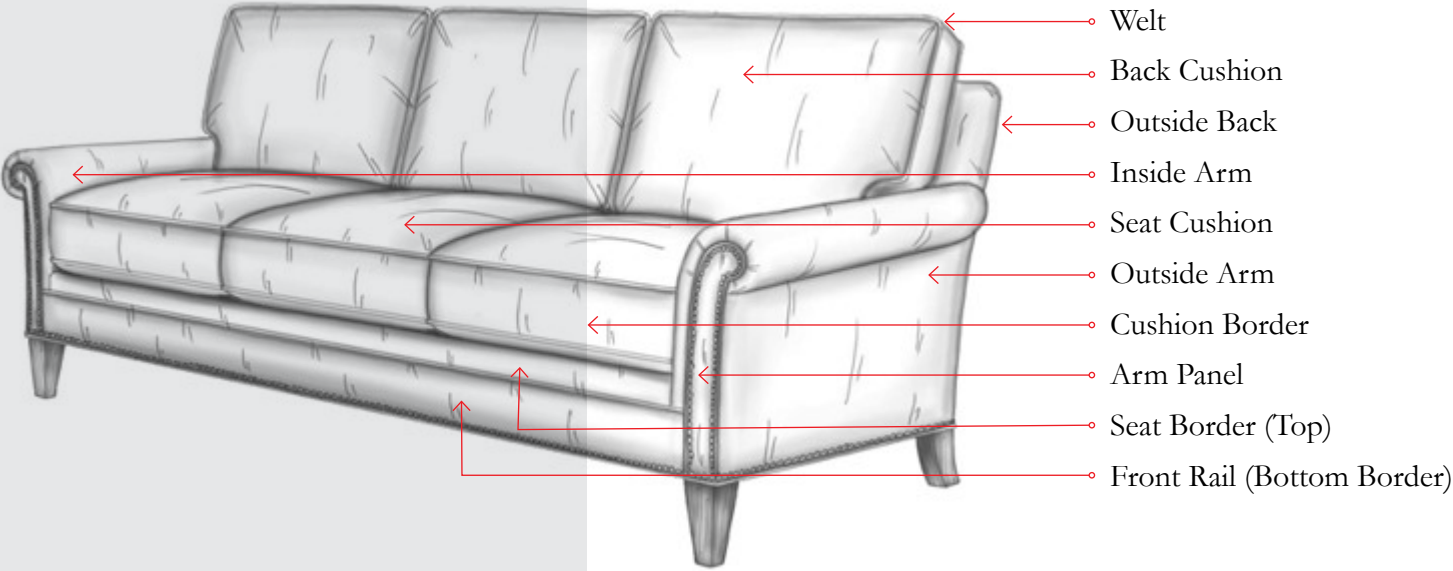
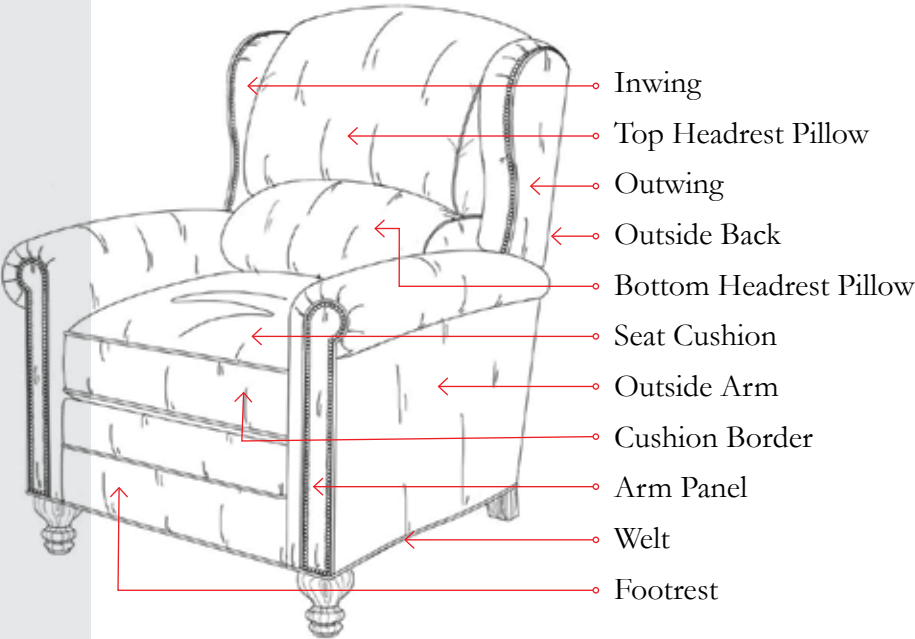
# Luxury Accents & Customization

From enveloping shapes to relaxed designs Bradington-Young offers meticulously hand-crafted seating solutions that will surprise and delight your customers every time they sit down. With beautifully proportioned, comfortable designs for every space in the home they'll never want to get up! Our high-quality club chairs, decorative ottomans, swivel chairs and settees add blissful splendor to any seating ensemble.

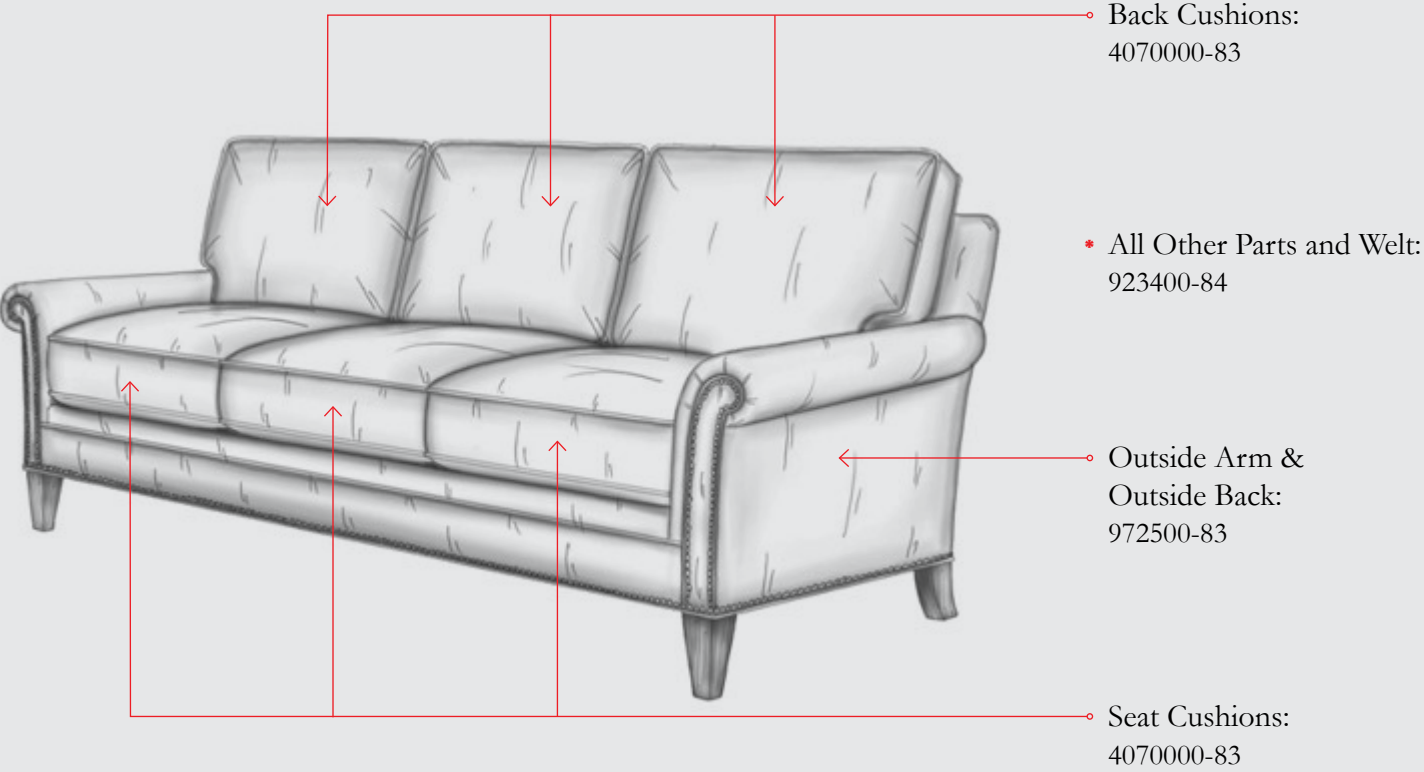
Crafted by artisans using time-honored traditional methods our classic designs are created with exquisite materials including 150 leathers, 250 fabrics and an assortment of

nailhead and wood finishes. Our customized luxury accent program offers pieces upholstered in a variety of unique fabric and leather combinations, contrasting seat covers, backs and welts, inverted welts, and bold colors to create inspired seating solutions that instantly enhance the ambiance in any room of the home. Each item is available in leather, fabric or a combination of the two. Fashion forward novelty leathers, including hair-on-hide and embossed, are also available to add a unique design element. All can be tailored to the customer's personal preferences. After all, no interior is complete without a gorgeous accent chair!

EXAMPLES OF HOW  
TO LABEL A  
CUSTOMIZED ORDER



ORDER EXAMPLE WITH  
CUSTOMIZED DIAGRAM



EXAMPLE: Customize order with diagram		
PRIMARY COVER	972500-83	Outside Arm, Outside Back
If using a novelty leather, it will always be the primary cover		
Contrasting seat cushions & back cushions	4070000-83	
Balance of sofa & all welt	923400-84	





## — *Home Office by Design*

Why settle for a cookie cutter, store-bought desk chair when you can choose from a line of fully customizable executive office chairs from Bradington-Young. Our Home Office BY Design program offers beautiful office chairs in eight styles and over 400 customization options including any combination of leathers, novelty leathers, performance fabrics and chair base finishes to coordinate with their home décor. Domestically made with optimal functionality including raising and lowering, tilting back and swiveling, the bases are constructed with durable black resin, high quality casters. They are also offered in 10 wood finishes or 3 powder coated finishes (pewter, gunmetal and champagne) at an upcharge. Home Office BY Design chairs offer the same quality standards consumers are using in the rest of their living spaces and offer personalization and performance with unparalleled comfort that complements any home décor. When you're looking for a chair that makes a statement about who you are and what you do, in addition to providing comfort and support for your workday, Bradington-Young office chairs are the right choice.

### EDEN



**140-25EC**  
Home Office Chair  
28W x 32D x 44 - 48H  
Seat Width: 20  
Seat Depth: 19  
Seat Height: 20 - 24  
Arm Height: 25 1/2 - 29 1/2

### EMILIO



**141-25EC**  
Home Office Chair  
29W x 31 1/2D x 45 - 49H  
Seat Width: 20  
Seat Depth: 19  
Seat Height: 20 1/2 - 24 1/2  
Arm Height: 24 - 28

### ELANORA



**142-25EC**  
Home Office Chair  
25 1/2W x 30D x 36 - 40H  
Seat Width: 19  
Seat Depth: 19  
Seat Height: 20 - 24  
Arm Height: 20 1/2 - 24 1/2



EASTWOOD



**143-25EC**  
**Home Office Chair**  
30 1/2W x 36 1/2D x 44 - 48H  
Seat Width: 22  
Seat Depth: 19  
Seat Height: 20 1/2 - 24 1/2  
Arm Height: 27 - 31

EVELYN



**144-25EC**  
**Home Office Chair**  
26W x 32D x 44 1/2 - 48 1/2H  
Seat Width: 20  
Seat Depth: 17 1/2  
Seat Height: 20 1/2 - 24 1/2  
Arm Height: 26 1/2 - 30 1/2

EDWARD



**145-25EC**  
**Home Office Chair**  
25 1/2W x 30D x 36 - 40H  
Seat Width: 19  
Seat Depth: 19  
Seat Height: 20 - 24  
Arm Height: 20 1/2 - 24 1/2

EMMA



**146-25EC**  
**Home Office Chair**  
29 1/2W x 31 1/2D x 37 - 41H  
Seat Width: 19 1/2  
Seat Depth: 19  
Seat Height: 20 - 24  
Arm Height: 26 1/2 - 30 1/2

EBONY



**148-25EC**  
**Home Office Chair**  
29 1/2W x 33D x 40 1/2 - 44 1/2H  
Seat Width: 19 1/2  
Seat Depth: 20  
Seat Height: 20 - 24  
Arm Height: 26 1/2 - 30 1/2



# Special Programs

## Features & Benefits by Program

BYX PROGRAM

- Stocked items - by preset options
- Expedited shipping upon credit approval
- Ordering outside of preset options....nulls BYX, ships normal lead time
- Consult BYX grid in price list for details



MARRIED COVER PROGRAM




- Cut & Sewn sets, certain leather/color by frame #
- All items have choice of configurable options (other than cover)
- Can add power/battery pack for an upcharge to motion styles
- Cover choices not interchangeable between styles
- Most MC leathers are available by the hide
- Consult married cover grid in price list for details



SENSIBLE SEATING PROGRAM

- 1 leather, 6 colors (Married Cover Program)
- 14 recliners
- Special price
- Leather is available by the hide (L1)
- Consult SS grid in price list for details





# Recliner Types

Choose a Recliner series & customize for the “Best Seat in the House”

## 2000's :: LOW LEG RECLINER SERIES

Simply push on the arms to recline. Consider upgrading to Power recline (upcharge applies) with the soft-touch power button (linked to transformer that plugs in the wall) or with the battery pack option (additional upcharge applies). This recliner series needs 14” to 17” away from wall for full recline.



## 6000's :: DEFY GRAVITY SERIES (ZERO GRAVITY)

This recliner series is standard with power (soft-touch power button) to allow any position for extreme comfort (linked to transformer that plugs in the wall). Consider upgrading to the battery pack option (upcharge applies). This recliner series needs 6” to 8” away from wall for full recline.



## 3000/4000/5000's :: 3-WAY RECLINER SERIES

Simply push on the arms to recline. Consider upgrading to Power recline (upcharge applies) with the soft-touch power button (linked to transformer that plugs in the wall) or 5 button switch for recliners with power headrest. Power recline also available with a battery pack (additional upcharge applies). This recliner series needs 14” to 19” away from wall for full recline. Recliners with a hi-leg feature an extra small footrest, making this more ideal for taller people.

*continued >>*



## 7000's :: WALLHUGGER/SWIVEL GLIDER SERIES

The wallhugger series uses one of two “release” options to recline (Outside lever or Inside Handle). Consider upgrading to Power recline (upcharge applies) to the soft-touch power button (linked to transformer that plugs in the wall) or 5 button switch for recliners with power headrests. Power recline also available with a battery pack (additional upcharge applies). Also consider upgrading to the Swivel Glide Recline option (upcharge applies, can also be upgraded to power) Wallhugger series needs 4” away from wall for full recline while the Swivel Glider series needs 12” to 14” .





# Leather Education

## Leather is...

- One of the leading investments in the furniture industry today.
- More expensive than fabric but averages 4 times the durability of fabric, if cared for properly.
- A natural product, therefore, has “beauty marks” (more commonly mistaken as “flaws” to the end consumer) and color variations.
- Appealing to all senses.
- Much like our skin, it breathes and adjusts to temperatures quickly.
- Charming and enduring with a prestigious aroma.
- Finished with an endless color palette.
- Adaptable to any interior environment.

Leather is appealing to all senses and most of all self-image. Although leather is more expensive than fabric, it averages four times the durability of fabric. Leather improves with age, it is timeless. Leather is one of the leading investments in the furniture industry today. Since it is a natural product with limited resources, the value is better now that it ever will be.

Leather, with its endless color palette, is adaptable to any interior environment and is a charming addition to any room. Along with its prestigious aroma, leather has individuality, which means no two hides are exactly the same. With this in mind, leather furniture is actually custom made for each consumer.

Leather is much like our skin, it breathes and adjusts to temperatures very quickly. Being a natural product, leather contains “beauty marks”, which are more commonly mistaken as “flaws” by the end consumer. Color

variations, along with these “beauty marks”, are leathers’s “hallmarks of the trail” and should be viewed as “nature’s signatures”. These characteristics are the strength to each hide’s individuality.

Although leather is charming and enduring, there are certain care restrictions that must be followed to make sure the leather lasts as long as possible. Direct Sunlight should be avoided for all leather furniture.

It is so important that each consumer properly chooses the leather which best fits their lifestyle. Heavy use, children, inside pets etc. should be taken into consideration when a leather is chosen. Once the proper choice has been made, the color, look, effect, and hand are all special options that can fit any room setting.

*continued >>*



## HALLMARK LEATHERS

Leather is a naturally beautiful product which has distinguishing characteristics. Like any natural product, leather is not perfect. Leather will have markings which distinguish each hide and should not be considered “defects”. These markings should be viewed as character or our term “hallmarks of the trail” versus “defects”.

Natural markings will include insect bites, resulting in tiny scars on the hides; scratches, generally the result of barbed wire fencing; manure/urine burns; neck burns, generally the

result of scratching on the rails of fencing; open wound healed scars, the result of repaired tears in the hides; and brands, symbolism seared into the cattle’s hide to indicate ownership.

Our extensive line of leathers includes leathers that are considered “Hallmark Leathers”. These leathers will include some or all of the above mentioned natural markings. All Natural markings should be accepted and appreciated when choosing one of our leathers labeled as “Hallmark”.



LEATHER TYPES

At Bradington-Young, we understand your desire to make informed decisions about seating for your home that will suit your lifestyle. Here are some key definitions that will help you speak the language of leather and make the right choice.

NUBUCK

From formal and refined to rugged and casual, Nubuck leathers have the most varied and unique textures of all leather types. Characterized by a tactile ‘nap’ that you can physically brush with your hand, Nubuck leathers have a velvety, suede-style appearance that creates their distinguishing texture. Transparent dyes provide rich saturations of color which vary beautifully creating unique furniture treasures. Due to their unique texture, Nubuck leathers are the most susceptible to body oils as they will stain and bind the nap. Nubuck leathers will also fade and discolor in response to exposure to sunlight and temperature extremes.

ANILINE

Aniline leathers, the most luxurious of all leather types, offer rich colorations, natural markings and unique grain patterns. Because they are organic in nature, they are more sensitive to sunlight and temperature extremes. While it is tempting to put these stunning products front and center in your home, understand that these natural leathers will evolve over time much like your favorite pair of leather shoes.

ANILINE PLUS

Aniline-plus leathers are quite simply Aniline leathers plus a slight protective coating. This protective coating may include light pigmentation and/or a clear top coat. Offering similar feels to those of aniline leathers with the added benefit of a protective coating, these leathers are more child and pet friendly than their Aniline counterparts. They may, however, still fade or discolor when exposed to sunlight and temperature extremes.

FINISHED


Finished leathers are practical for active households with children and pets. Finished leathers are more resistant to fading and discoloration when exposed to light, heat, moisture, dust and body oils. These types of leathers also offer the most overall color consistency. Compared to other leather types, finished leathers generally require much lower maintenance, as spills and stains should clean easily unless they penetrate the surface coating of the leather.

LEATHER TYPE APPLICATIONS

These are a few general guidelines for selecting leathers that are most appropriate for your customer’s individual lifestyle and for placement of leather furniture within their homes.



**FINISHED and ANILINE PLUS**  
Great for family rooms, kids & pets



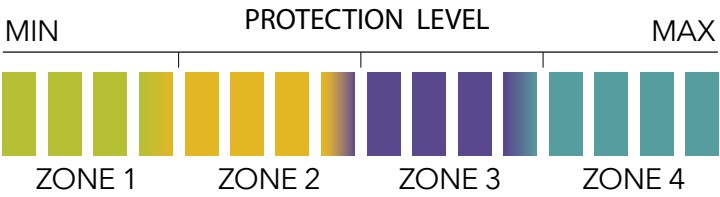
**NUBUCK, ANILINE and ANILINE PLUS**  
Susceptible to high & low temperatures



**NUBUCK, ANILINE and ANILINE PLUS**  
Susceptible to sunlight



**FINISHED**  
Most spills and stains clean easily



LEATHER CHARACTERISTICS

All leathers perform best when preventative maintenance is practiced. Each leather type has it’s own characteristics. Take into account the characteristics of each when selecting leather furniture.

FINISHED LEATHERS

Finished leathers are practical for active households. These types of leathers are finished to provide resistance to staining and offer overall color consistency within a hide. These leathers are less affected by the harmful rays of the sun. Compared to other leather types, Finished Leathers generally require much lower maintenance.

**CHARACTERISTICS:**  
**Hand:** Varaible. **Cleanability:** Excellent.

ANILINE-PLUS LEATHERS

Aniline-plus leathers are quite simply aniline leathers PLUS a slight protective coating. This protective coating can be light pigmentation, staining, or a protective top-coat. These leathers offer the hand of an aniline while adding a slight coat of protection. These leathers are more affected by the harmful rays of the sun simply because they are not as heavily protected as finished leathers.

**CHARACTERISTICS:**  
**Hand:** Excellent. **Cleanability:** Moderate.

ANILINE LEATHERS

Aniline leathers are the closest to a pure and natural form. These leathers are tanned and colored with transparent dyes exclusively. The transparent dying process allows you to see the rich color hues unique to each hide and shows off each hide’s one of a kind grain

pattern. The rarest of Aniline leathers reflect the unaltered full top grain of the surface and have a remarkable skin-like feeling. Aniline leathers can also be made to highlight effects such as wax or oil pull-up, pebble grains, sauvages or distressing.

**CHARACTERISTICS:**  
**Hand:** Excellent. **Cleanability:** Moderate.  
**Sun-Sensitive:** Yes.

NUBUCK LEATHERS

Nubuck leathers have the most varied and unique textures of all leathers. As soon as you sit down and feel the surface, you will know why people love Nubuck. These leathers are also dyed with transparent dyes, but the surface grain is machined with fine brushes to create the texture and famous Nubuck effect. It is almost like having a velvet leather. This effect gives the leather color depth and shading not found in any other type. Nubuck leathers can be made to create many different looks, from the most formal and refined to rugged casual

**CHARACTERISTICS:**  
**Hand:** Excellent. **Cleanability:** Low.  
**Sun-Sensitive:** Yes.

LEATHER CARE

Try to maintain at least two feet between your furniture and heating sources. Avoid placing furniture in direct sunlight. All materials will fade over time when placed in direct sunlight. Take extra precautions to safeguard Aniline and Nubuck leathers from sunlight. Like all items in your house, leather will accumulate dust. Vacuum or Swiffer on a weekly basis to keep the dust particles from settling into the grain of the leather. All leathers perform better when preventative maintenance is practiced.

Caring for Aniline & Nubuck Leathers

SPOTS AND SPILLS

Wipe up excess IMMEDIATELY with a clean absorbent cloth and let dry naturally. NEVER use a hair dryer, etc. to dry soiled area.

BUTTER, OIL OR GREASE

Absorb excess butter, oil, or grease with a clean, dry cloth. The spot should dissipate into the leather over time. Do NOT apply water or try to wash such stains

DO NOT USE

Saddle soap, cleaning solvents, furniture polish, oils, varnish, abrasive cleaners, detergents, ammonia water, or any other type of chemical solutions.

Caring for Finished Leathers

SPOTS AND SPILLS

NEVER let a spill dry. Absorb excess IMMEDIATELY with a soft cloth or sponge. If

additional attention is needed, the spot can be rubbed gently with a soft, damp cloth or sponge soaked in luke-warm Ivory soap water. Then dry with a woolen cloth. Wait until it is completely dry before using. AVOID excess rubbing. Keep a distance of 2 feet away from heaters. A healthy humidity is good for leather too. Dust should be removed regularly with a vacuum or swiffer.

DO NOT USE

Aggressive substances such as stain removers, cleaning solvents, turpentine, shoe polish, saddle soap, furniture polish, oils, varnish, abrasive cleaners, detergents, ammonia water or any other type of chemical solution on your leather.



*All leathers perform best when preventative maintenance is practiced.*

*Register to receive a complimentary leather care kit at <https://www.bradington-young.com/limitedwarranty.inc> - limit one per household.*



LEATHER PLACEMENT



A AREAS

- The most visible areas on the piece and areas that are most likely to come in contact with the user (seat and back cushions, arm tops, etc.)
- Premium portions of the hides are used
  - Small scars that are completely healed over will be used in these areas
  - Neck and flank wrinkles are acceptable

B AREAS

- The areas that are seen but not normally touched by the user (outarms, outbacks, etc.)
- Moderate portions of the hides are used
  - Larger healed over scars will be used
  - Neck and flank wrinkles more prevalent
  - Small, finished over brands are acceptable

C AREAS

- The areas not normally seen or touched by the user (cushion reverses etc.)
- Lower selection portions of the hides are used
  - Large rough areas and imperfections are acceptable
  - Heavy shade and grain variations are acceptable

*Aniline (A) and Nubuck (N) leathers will exhibit more natural markings, shade and grain variations than finished (F) leathers.*

**Please Note:** *The above guidelines do not apply to Married Cover Leathers. These leathers arrive to our factories pre-cut so we are unable to control the placement of natural markings*

LEATHER TERMS

ANILINE DYED

Aniline dye is the type of dye which gives the initial color to each drum load of hides. Aniline dyeing is the process of putting hides into a drum and allowing the dye to soak completely throughout the hide. Thus the phrase “aniline dyed all the way through” came to be. For example, a more common way to achieve the “aniline dyeing” process is to place a white t-shirt into the washing machine with Rit dye. After the cycle is complete, the t-shirt will have been “aniline dyed all the way through” as the inside of the t-shirt will be the same color as the surface.

PULL UP

A pull-up leather is one that produces a brilliant burst of color once pulled tight. Pull-ups are full-aniline leathers that have an oil and/or wax application. When the leather is pulled, the oil and/or wax separates causing the color to become lighter.

PATINA

The luster or shine that develops on the leather with time and use.

HAND (FEEL)

A term used to describe the softness or feel of any type of leather.

SAUVAGE

A two-tone or mottled effect that adds depth and character to a leather. Sauvage looks are created by tumbling the hides during dyeing, a roller coat called a kela, or by a spray coat of pigment.

HAND-ANTIQUED (HAND-RUB / HAND-WIPE)

The hand application of a darker color over a lighter color to create a dramatic highlight in certain areas of the hide. The “inconsistency” of the wipe makes each hide unique. Too much similarity causes the product to appear “machine-antiqued”.

MILLING

A process in which hides are tumbled in a rotating drum to soften the hand and enhance, “plump-up”, the grain.

TOP COAT

Synthetic transparent polyurethane resins applied as a protective coating to produce either a high gloss or more matte finish.

YIELD

The amount of usable leather after all waste has been discarded. Yield is calculated as a percentage: net sq. footage vs. actual sq. footage used.

WIPE-OFF (BY HAND)

This effect is created by applying two layers of color on the surface of the hides and then partially hand removing (wiping) the top color in a random process to allow the two colors to blend. This gives the leather an old antiqued look that can only be achieved in this manner.

MANAGING EXPECTATIONS AFTER PURCHASE

Once you have made your Bradington-Young purchase, we want to make sure that you are aware of how to properly care for your furniture, as well as situations that arise with upholstered furniture, whether in fabric or leather.



COMFORT WRINKLES

As you begin to sit in your new Bradington-Young furniture, it will quickly become the best seat in the house. You may begin to notice “wrinkles” in your fabric or leather seat cushions and/or back cushions. This is a natural part of the upholstery maturing process. Like bed pillows, furniture cushions must be hand fluffed and/or turned frequently to maintain a soft, well-filled appearance.

All leathers will stretch and form comfort creases as a result of being sat on. This effect is referred to as “Puddling”. The amount of puddling (stretching) directly relates to the amount of compression. Larger leather panels, versus seamed panels, density of the foam, type of

suspension (8-way hand tied, webbing, or no sag springs) and the amount of weight placed on the seat cushion are all factors that contribute directly to the amount of puddling. Puddling is not a fault with the leather, rather it is a good indication of quality manufacturing.

Longer cushions (bench seats) will develop comfort wrinkles much more quickly than smaller ones. The larger expanse a leather or fabric covers, the less support there is to support it, allowing more deflection of the cover.

All materials used in the manufacturing process at Bradington-Young are tested to meet our high-quality standards.

*continued >>*

UPHOLSTERY PILLING

A pill is a small ball of fibers that form on the face of a piece of fabric. Loose fibers have a natural tendency to move to the surface of a piece of fabric where they are subject to friction. This can cause the fibers to twist together into small balls. This is referred to as pilling. It is important to note that pilling is not a fabric defect or fault. It can be compared to the shredding experienced when new carpet is placed in the home. Sometimes, consumers are concerned that pilling means the fabric is wearing away and disintegrating and this is not the case. Pilling is a normal occurrence caused by wear and does not effect the durability of the fabric.

SOURCES OF FURNITURE HARM

**HARSH CHEMICALS:** NEVER use harsh cleaning chemicals (bleach, solvents, oils etc) on your furniture. We partnered with Uniter to offer cleaning kits (1 free kit to each consumer that registers their first B-Y purchase...limit 1 free kit per home). We also sell the kits once the free kit has been used. Also, be aware that using hand sanitizers and then immediately touching your leather furniture can break down the top coat of the leather and eventually begin wearing the color away. Hand sanitizers are alcohol based and alcohol is not leather’s friend.

**SHARP OBJECTS:** Be careful with jewelry, silverware and sharp items (such as a pencil, pen, knife...etc.) as these items could potentially damage your furniture. Be aware of items in your pockets!

**SITTING ON BACKS/ARMS:** Be careful when sitting on the backs and/or arms of your

furniture as this can cause wear as well as cause collapsing over time.

**TEMPERATURES AND/OR HEAT SOURCES:** Leather maintains room temperature until it comes in contact with skin. It then adjusts to that temperature. Since leather breathes, it will not become hot/sticky like so many have misunderstood. Be careful when placing leather furniture near heat vents as this can damage the leather as well. While it is very important to watch heat sources where leather is concerned, it is just as important to watch cold sources. A perfect leather temperature is 72 degrees. Once leathers that contain oils and waxes dip well below that temperature, the leather may “spew”. This term refers to the oils/waxes coming to the surface of the leather to form a whitish film. This is not a defect but rather a natural reaction to oils/waxes becoming cold.

**MEDICATIONS:** Certain medication, such as chemo, blood pressure, cholesterol and others, can react with the top-coat of leathers. Please be mindful that when these mediations secrete through the pores, it can cause the top-coat to breakdown allowing the finish to come off of the leather.

**HAND SANITIZER:** Alcohol based hand sanitizers are extremely harmful to leather. Using these and other alcohol based items will break down the top coat (protective coat) of the leather.

**HAIR PRODUCTS:** Hair products such as hairspray, mousse etc. can also stain leather and eventually begin breaking down the top-coat of the leather. Most likely, the evidence will be obvious on the headrest of a recliner, sofa etc.





# Performance Fabrics

Whether it's muddy paws, spilled coffee or a tipped glass of wine, fun moments with family and friends can sometimes get messy. Performance fabrics de-stress your downtime by keeping stains away. Performance fabrics are stain repellant, extremely durable, easily cleaned and fade resistant. Innovative technology surrounds each fiber to repel spills before they turn into stains, insuring that your family room furniture is spotless and stress free. Performance fabrics keep your furnishings looking and feeling beautiful, and keep you relaxed and carefree.

## STAIN RESISTANT

Innovative technology that surrounds each fiber helps Performance Fabrics resist stains. They are practically child-proof and pet-proof. Spills sit on the surface and do not penetrate the fabric, and most disappear after blotting with a paper towel or cloth. For toughest spills, simply use a mild soap and water mixture to remove the stain.

## AMAZING DURABILITY

Life's wear and tear is no match for the durability of Performance Fabrics. They exceed heavy-duty wearability standards. Crafted of

extremely durable fibers and resistant to high abrasion, cracking and pilling, you can rest assured your furnishings will stay looking fresh and new.

## REPELLANT

Cleaning spills is incredibly easy because spills sit on the surface of the fabric, and moisture and stains do not penetrate the fabric's fibers. When the inevitable accidents occur, liquids simply bead up on the surface of the furniture. Blotting or cleaning with a cloth or paper towel is usually all that's necessary, even with tough stains like wine or juice.

# Options

Create Your Own Style & Comfort With Classic To Contemporary Nail Head Options, Seat Cushion Choices & Hand-Crafted Wood Finishes

## Nail Head Trim



## Seat Cushion Filling



### HR FOAM

A high resilient (HR) polyurethane core cut to boxing size and wrapped in a layer of polyester fiber. The fiber-wrapped core is then topped with a channeled envelope generously filled with virgin polyester fibers encased in a down-proof muslin ticking providing a slow release of air for the occupant.



### SPRING DOWN

Cushions consist of a 4 1/2" MARSHALL coil unit encased in premium foam. The cushion is then wrapped with a low-melt fiber on top and bottom. The Spring Down cushion is then surrounded by a down-proof ticking filled with a luxurious blend of down, feathers and fibers. This cushion is designed to provide superior comfort combined with great resiliency.



### PREMIER DOWN

These cushions are constructed from a two-tier foam foundation. The bottom layer is firm for lasting support and the top layer is soft for sink-in comfort. The cushions are then wrapped in a down proof ticking filled with a generous blend of down, feathers and fibers. This cushion is designed to relax and "puddle" for a luxurious, lived-in look that complements our more casually styled offerings.

Finish Options




AMERICAN HONEY (AH)  
Organic feel enriched by a warm, honey-toned coloration



CASABLANCA (CB)  
One coat of dark brown stain, accented by cowtailing and dry brush. Satin sheen. Nine finish steps.



COBBLESTONE (CO)  
Deep rich taupe/brown in color accented by medium dry brushing and distressing. Medium sheen. Nine finish steps.



DOCKSIDE (DS)  
Warm taupe tones accented with distressing. Two coats of sheen lacquer glazed and brushed.



ESPRESSO (ES)  
One coat of medium brown stain. Satin sheen. Six finish steps.




NEW CLASSIQUES (NC)  
Medium brown in color with dark and light highlights and light flyspecks. Medium sheen. Nine finish steps.



MAHOGANY (MH)  
One coat of dark brown stain. Satin sheen. Six finish steps.




PLANTATION (PL)  
One coat of dark brown stain. Satin sheen. Six finish steps.



SATIN BLACK (SB)  
One coat of black enamel. Satin sheen. Six finish steps.




STONE (ST)  
Warm gray tones accented by dry hand brushing. Three finish steps.



Sales Aids

The following are samples of tools available to assist with sales. To qualify for sales aids at no charge, you must place a 16 seat opening order. For more information regarding sales and requalification, please contact your BY sales representative. Memo swatches are available at no charge (up to 10).


TEAR PAD SELECTIONS




Luxe For Living (BY-Lux4Living-TP)



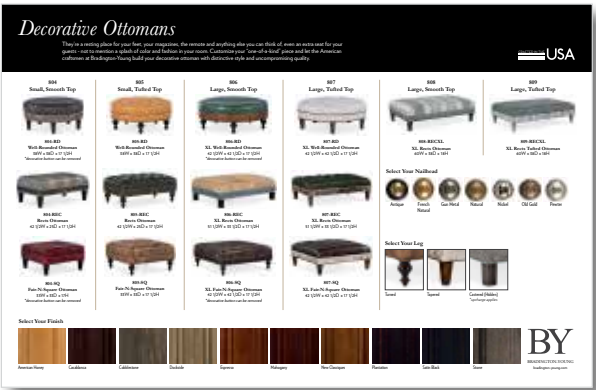
Luxury Motion (BY-LuxMotion-TP)



Sectional Seating by Design (BY-SSBD-TP)



Plaza Midwood (BY-PlazaMidwood-TP)



Decorative Ottoman (BY-DecoOtt-TP)



SALES AIDS *continued*



Nailboard (BY-Nailboard)



Swatch Tower (BY-Swatchtower)



Fabric Rack (BY-Fabric Rack)



Binder (BY-Binder)



Catalog (BY-Catalog-Summer or Winter)



Hangtag (BY-Hangtag)  
*Available on all Married Cover and Special Program*



Fabric Swatches (BY-Fill-in)  
*See fabric manifest for detailed list of fabrics*



Leather Swatches (BY-Fill-in)  
*See leather manifest for detailed list of leathers*



Finish Sample



# How To Write An Order

## 1 CONDITIONS OF SALE

Merchandise is manufactured to customer's specifications CANCELLATIONS WILL NOT BE ACCEPTED AFTER A STYLE (LINE-ITEM) ON AN ORDER IS SCHEDULED FOR PRODUCTION. Prices, Dimensions and Manufacturing Specifications are subject to change without notice.

## 2 TERMS

Our standard terms are Net 30, unless otherwise specified.

## 3 CALIFORNIA TB117-2013 FLAMMABILITY CODE

All styles meet California TB117-2013 Flammability Code

## 4 ORDER INFORMATION REQUIRED

The following information should be included with any order to avoid delays in processing and to insure that you receive what you wanted:

- Dealer Name
- Dealer Billing Address
- Dealer Ship to Address
- Any Special Instructions including routing
- Quantity
- Style Number
- Description
- Cover Number (xxxxxx-xx)/Numbers (combo)
- Finish choice
- Nail choice (if available)
- Any other options requested (*Certain collections / styles require specified options*)

**ORDERS:** Our orders are entered by style numbers, not names. We make every effort to proof all orders for errors but we request that you carefully review your order acknowledgement for accuracy. You may send your order via e-mail to: [byorders@hookerfurniture.com](mailto:byorders@hookerfurniture.com)

COM/COL is available. Please refer to website or price list for required forms.

5 BRADINGTON-YOUNG WOOD FINISHES

Below is a list of our available wood finishes.


- AMERICAN HONEY (AH): Organic feel enriched by a warm, honey-toned coloration
- CASABLANCA (CB): Deep rich brown with flyspecks and hand distressing.
- COBBLESTONE (CO): Deep rich taupe/ brown in color accented by medium dry brushing and distressing.
- DOCKSIDE (DS): /warm taupe tones accented with distressing. Two coats of sheen lacquer glazed and brushed.
- ESPRESSO (ES): Umber in color with no specks or hand distressing.
- MAHOGANY (MH): One coat of dark brown stain.
- NEW CLASSIQUES (NC): Medium Brown in color with dark light highlights and light flyspecks.
- PLANTATION (PL): Deep rich brown in color. No distressing or flyspecks.
- SATIN BLACK (SB): One coat of black enamel.
- STONE (ST): Warm gray tones accented by dry hand brushing.

6 BRADINGTON-YOUNG DECORATIVE NAIL FINISHES

Below is a list of our available nail finishes.

All of our nails are available in 4 sizes. Any deviation from the standard size for each style will result in an upcharge.

- Antique (AN)
- Nickel (NI)
- French Natural (FN)
- Old Gold (OG)
- Gunmetal (GM)
- Pewter (PN)
- Natural (BN)



*Any order received without a specified nail finish will be produced in our standard nail finish: Natural unless the standard nail finish for that style is listed otherwise. A change in size from the standard nail for any given style will require an upcharge per piece unless that style cannot be produced with an alternate size nail.*

*Please refer to our website: [www.bradington-young.com](http://www.bradington-young.com) for a color reference of our wood and decorative nail finish*







SCAN TO VISIT  
BRADINGTON-YOUNG.COM

**BY**  
BRADINGTON-YOUNG